

V O L V O



Volvo Wheel Loaders 34-39 t 421 hp

# L260H

Volvo Construction Equipment



## A class of its own

Committed to its legacy, Volvo was the first to present a 35 tonne wheel loader to the industry in 2011 – with the L250G. Created with the customer for the customer, Volvo brings the next generation wheel loader – the L260H.

1954

The world's first wheel loader to feature a parallel lift arm system and attachment bracket with quick coupler – the H-10

1973

The first wheel loader with direct injected turbo engine – Volvo BM 1641

Volvo introduced the world's first truly low-emission diesel engines in construction equipment (1974)

1981

Volvo introduced the world's first automatic gear shifting system (Automatic Power Shift) and load sensing hydraulic technology

1988

Comfort Drive Control

1990

Boom suspension system

Volvo patented Torque Parallel linkage (1991)

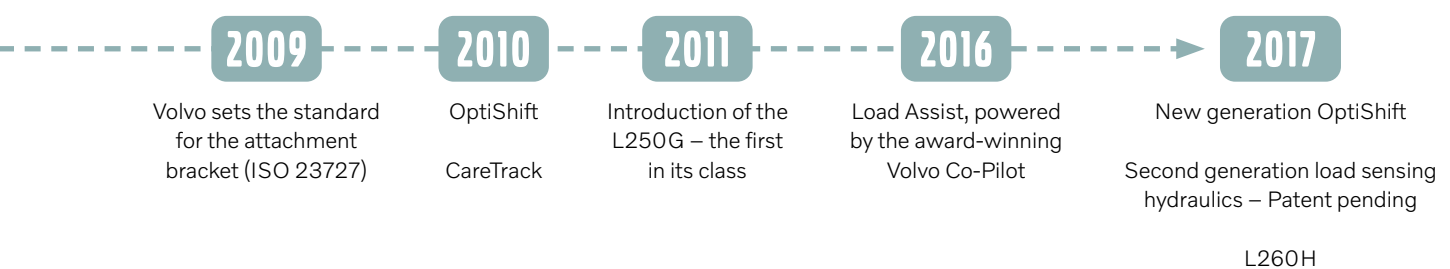


## Smarter, stronger, faster

In an industry that's always evolving, with growing business demands, customers need a machine they can rely on. An asset to your operation, the L260H is a reliable machine, which has been upgraded with innovative technologies and increased payload capacity, for greater productivity. Bringing you quality as standard and so much more, unlock the full potential of your machine through our dealer network.

## Progress is in our DNA

Since introducing our first wheel loader, Volvo has continued to refine its concept for more than half a century. Over the years, we have revolutionized our machines, bringing customers unparalleled productivity and efficiency.





# Get it done, faster

Primed for productivity, the innovative L260H combines the latest Volvo technology with power and upgraded components to help you increase your payload. To achieve ultimate performance, select from a range of tailor made Volvo attachments.

## Volvo engine

Engineered for efficiency and productivity, the L260H is fitted with a powerful D13 engine, delivering 6% more power and 5% more torque than the L250H.



## Fast cycle times

Achieve shorter cycle times with next generation load sensing hydraulics, designed to enhance the responsiveness of attachments and improve the lifting and lowering speed of the boom.



## New transmission

For ultimate performance, the L260H has been upgraded with the new HTL310 transmission, which works in harmony with the powerful engine and axels. The new converter delivers increased torque output, resulting in better performance. For faster acceleration and smooth operation, the steps between gears have been reduced.



## Matched and attached

Get the most out of your L260H with our range of purpose-built attachments, perfect for applications such as quarrying, aggregates, mining and heavy infrastructure. Form one solid and reliable unit with attachments that are ideally matched by size and design to your machine's parameters – including link-arm geometry, and breakout and lifting forces.





# BOOST YOUR PRODUCTIVITY BY UP TO 15%

Increase your productivity with the L260H. Boasting up to 15% greater productivity than its forerunner, thanks to the increased wheel base (50mm), and optimized weight distribution of the front frame and lifting arm system, enabling the use of larger buckets..

# Smarter operation

Engineered for efficient and smart work, the L260H is fitted with new generation hydraulics and improved technology. Enhanced by Load Assist and Volvo Site Simulation, the intelligent systems offer valuable insight about your operations, reducing fuel consumption and increasing productivity.

## Increase your fuel savings by 10%

Do more with less fuel, thanks to a powerful engine and new generation hydraulics, which save hydraulic pump power for other functions, by reducing fluid flow when lowering and dumping. Coupled with the new dry P-Brake, which eliminates drag losses caused by the internal wet multi-disk brake.



## New generation OptiShift

For improved cycle times and greater fuel efficiency, customize the lock-up engagement of your machine with new generation OptiShift. The improved technology integrates the Reverse By Braking (RBB) function – patented by Volvo – and the new torque converter with lock-up, creating a direct drive between the engine and transmission, reducing fuel consumption.



## Fuel Report

Identify any inefficiency with Fuel Report, designed to help you reduce the industry's number one operational cost factor. With detailed machine data, Fuel Report supports in taking corrective actions to reverse machine issues and improve fuel efficiency.



## Eco pedal

Save on machine wear and increase fuel efficiency with the eco pedal. Uniquely designed by Volvo, the eco pedal encourages economical operation, by applying a mechanical push-back force in response to excess use of the accelerator.





# Load Assist

Optimize your load cycles with Load Assist, powered by Volvo Co-Pilot – the 10" in-cab display. Gain access to a set of smart apps and boost the efficiency of your operation. When installed, the rear-view camera and radar detect system are now integrated into the Volvo Co-Pilot.

## On-Board Weighing

Make overloading, underloading, reweighing and waiting times a thing of the past with On-Board Weighing, providing real-time insight into the bucket's load. What's more, with the new Simple Mode, it has never been easier to start reaping the benefits of On-Board Weighing.



## Operator Coaching

Operator Coaching helps to ensure operators are using their Volvo machine to its full potential. The intuitive app provides real-time guidance to operators, helping them understand how their actions influence machine productivity and efficiency, as well as identify areas for improvement or changes in their technique.



## Tire Pressure Monitoring System

With the tire pressure monitoring app, you can check the condition of your tires from the comfort of the cab. Providing real-time information on tire pressure and temperature, the system saves time during machine inspections and can prolong tire lifetime.



## Map

Get accurate machine positioning with Map, a clever app that allows operators to monitor on-site traffic in real-time. Not only does this give operators an improved orientation of the site they are working on, but it allows them to proactively adjust their driving behavior according to traffic conditions.



# Stronger

Unlock the full potential of your machine and take on demanding applications, with a range of purpose built attachments. Volvo can custom build attachments to your specific requirements, increasing your productivity.

## Rehandling bucket

Experience up to 5% greater productivity with the new 7.3 m<sup>3</sup> Volvo Rehandling bucket. The redesigned bucket is easier to fill and minimizes spillage, thanks to new convex sides and an improved spill guard. To prevent spillage and absorb shocks, opt for the Boom Suspension System, which automatically engages, depending on gear or speed selection.




## Proven Z-bar linkage

For strength in demanding applications, Volvo's proven Z-bar linkage provides high breakout force. The robust lifting arm enables fully loaded buckets to be elevated to maximum height and fast hydraulic speeds offer quick cycle times. For long lasting performance, the lifting arm has double sealing on each of the pins.



## Protect your bucket

Extend the life of your bucket with a choice of reinforcement options. Bolt-on edges protect the bottom edge of the bucket, while segments protect the cutting edge of the bucket, increasing durability.







# ROCK BUCKET

For easier filling and greater productivity, the new Volvo Rock bucket boasts a longer floor and optimized radius and holds 11.5% more material than before. For tunneling applications, Volvo also offers Side Dump Rock buckets.

# Intelligently productive

## Boost your productivity by up to 15%

- 6% more power and 5% more torque than the L250H
- Increased wheel base, optimized weight distribution
- Next generation load sensing hydraulics
- New transmission – new converter and gear ratio
- Matched Volvo attachments

## Built for the job

- Bucket leveling function
- Three hydraulic modes
- Choice of a single or multi levers
- Comfort Drive Control





## Increase your fuel savings by 10%

- Rimpull control
- New generation OptiShift
- Dry P-brake
- Saved hydraulic pump power
- Eco pedal
- Load Assist, powered by Volvo Co-Pilot

## Fully loaded

- Redesigned Rock bucket – holds 11.5% more material
- New Rehandling bucket – up to 5% greater productivity
- Custom built attachments
- Z-bar lifting arm with double sealing on each pin

## Maximize your uptime

- 1000hr engine oil change interval
- Quicker hydraulic oil fill thanks to new mounted nipple
- Delayed engine shutdown
- Easy access to the P-brake and BSS accumulators
- Tilting cab – 30° or 70°
- Electronically-operated engine hood

## Volvo Services

- Genuine Volvo Parts
- Operator training
- CareTrack
- Fuel Report
- ActiveCare





# Boost your performance

Built with the customer, for the customer, the L260H boasts a range of features to enhance your operating experience. For increased productivity, the Volvo cab can be customized to your preference and additional cameras offer greater visibility.

## Comfortably productive

Customize your machine and ensure precise control of hydraulic functions, with the choice of single or multi levers. To get the most out of each operation, select from three hydraulic modes, according to your preferred responsiveness. To reduce operator fatigue and improve productivity, Comfort Drive Control gives you the opportunity to steer the machine from a small lever.



## Visibility

To enhance visibility, the L260H has new rear-view mirrors and can be equipped with a rear-view camera. Optimized by the radar detect system, which works with the camera to give a visual and audible alert to the operator of unseen on-coming objects. Orange handrails and steps have been placed on the machine, intended to stand out to the operators and maintenance staff.



## Bucket leveling function

Take your productivity to the next level with the new bucket leveling function. Automatically return the bucket to level from both dump and curl positions, enhancing operator performance.



## Operator training

Increase productivity and reduce fuel consumption by learning how to operate your wheel loader in the most efficient way. Volvo offers operator training, which encompasses the best practices in the industry.





# THE OPERATOR'S CHOICE

Operate in comfort from the best cab on the market, the Volvo cab can be equipped with a new adjustable seat. Access the cab safely and effortlessly using the steps and open the door with ease, thanks to the optional remote-control opener.



# Maximize your uptime

Offering strength in demanding applications, the L260H is built to last. Maintain the life of your machine with simple serviceability and proactive dealer support, as well as flexible maintenance and repair plans.

## Improved component access

Minimize downtime and increase component life with easier access to the Boom Suspension System accumulators – now placed on the outside of the front frame – and P-brake, which is now external.



## Durable by design

Designed with durability in mind, the L260H is built with a strong frame structure, ideally-matched to Volvo powertrain. The hydraulically-driven cooling fan regulates component temperature and automatically reverses, permitting self-cleaning of the cooling units.



## Delayed shutdown

Reduce the wear on your engine with new delayed engine shutdown, which can be scheduled to activate automatically by the operator. The intelligent function turns off the machine when the turbo charger has cooled down to the appropriate temperature, reducing component wear.



## Here to support you

Maintain productivity and machine uptime with our range of readily available Genuine Volvo Parts – all backed by Volvo warranty. We're here to help you stay on track, offering flexible maintenance and repair plans.







# INDUSTRY LEADING SERVICEABILITY

For unrestricted access to vital components, the Volvo cab can be tilted to either a 30° or 70° angle. For improved serviceability and easy access to the engine, the wide-opening engine hood is operated electronically.

# Volvo L260H in detail

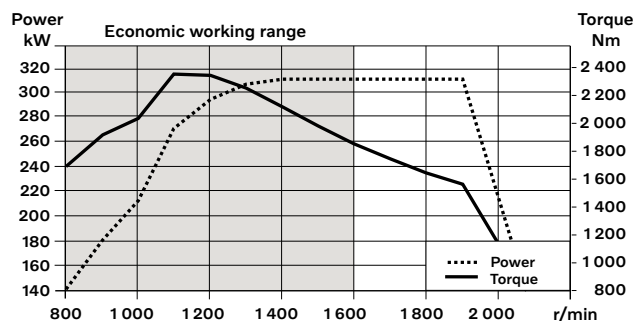
## Engine

V-ACT Stage V 13 liter, 6-cylinder straight turbocharged diesel engine with 4 valves per cylinder, overhead camshaft and electronically controlled unit injectors. The engine has wet replaceable cylinder liners and replaceable valve guides and valve seats. The throttle applications is transmitted electrically from the throttle pedal or the optional hand throttle.

**Air Cleaning:** 3 stages.

**Cooling system:** Hydrostatic, electronically controlled fan and intercooler of the air-to-air type.

Engine	Volvo	D13J
Max. power at	r/min	1 500
ECE R120 net	kW	310
	hp	421
ISO 9249, SAE J1349 net	kW	309
	hp	420
Max. torque at	r/min	1 100
SAE J1995 gross	Nm	2 343
ISO 9249, SAE J1349 net	Nm	2 328
Economic working range	r/min	800 - 1 600
Displacement	l	12.8



## Electrical system

### Central warning system:

Contronic electrical system with central warning light and buzzer for following functions: - Serious engine fault - Low steering system pressure - Over speed warning engine - Interruption in communication (computer fault)

Central warning light and buzzer with the gear engaged for the following functions: - Low engine oil pressure - High engine oil temperature - High charge air temperature - Low coolant level - High coolant temperature - High crank case pressure - Low transmission oil pressure - High transmission oil temperature - Low brake pressure - Engaged parking brake - Fault on brake charging - Low hydraulic oil level - High hydraulic oil temperature - Overspeeding in engaged gear - High brake cooling oil temperature front and rear axles.

Voltage	V	24
Batteries	V	2 x 12
Battery capacity	Ah	2 x 170
Cold cranking capacity, approx	A	1 000
Alternator rating	W/A	2 280/80
Starter motor output	kW	7

## Drivetrain

**Torque converter:** Single-stage.

**Transmission:** Volvo countershaft transmission with single lever control. Fast and smooth shifting of gears with Pulse Width Modulation (PWM) valve. Torque converter with lockup.

**Transmission:** Volvo Automatic Power Shift (APS) with fully automatic shifting 1-4 and mode selector with 4 different gear shifting programs, including AUTO. Also equipped with Rimpull control to avoid wheel spin and optimize bucket filling.

**Axles:** Volvo fully floating axle shafts with planetary hub reductions and nodular iron axle housing. Fixed front axle and oscillating rear axle. 100% differential lock on the front axle.

Transmission	Volvo	HTL310
Torque multiplication, stall ratio		2.02:1
Maximum speed, forward/reverse		
1st gear	km/h	6.7/6.6
2nd gear	km/h	11.6/11.4
3rd gear	km/h	21.7/21.4
4th gear	km/h	36.5/36.1
Measured with tires		29.5R25 L4
Front axle/rear axle		AWB 50B / 41
Rear axle oscillation	± °	15
Ground clearance	mm	600
at oscillation	°	15

## Steering System

**Steering system:** Load-sensing, hydrostatic articulated steering.

**System supply:** The steering system has priority feed from a load sensing axial piston pump with variable displacement.

**Steering cylinders:** Two double-acting cylinders.

Steering cylinders		2
Cylinder bore	mm	90
Rod diameter	mm	60
Stroke	mm	525
Working pressure	MPa	26
Maximum flow	l/min	202
Maximum articulation	± °	37

## Service Refill

**Service accessibility:** Large, easy-to-open hood covering whole engine department, electrically operated. Fluid filters and component breather air filters promote long service intervals. A quick-fit adapter on the hydraulic tank provides faster hydraulic oil fill. Possibility to monitor, log and analyze data to facilitate troubleshooting.

Fuel tank	l	366
DEF/AdBlue® tank	l	31
Engine coolant	l	55
Hydraulic oil tank	l	226
Transmission oil	l	48
Engine oil	l	50
Axle oil front	l	78
Axle oil rear	l	80

## Hydraulic system

**System supply:** Two load-sensing axial piston pumps with variable displacement. The steering system always has priority.  
**Valves:** Double-acting 2-spool valve. The main valve is controlled by a 2-spool pilot valve.  
**Lift function:** The valve has three positions; raise, hold and lower position. Inductive/magnetic automatic boom kickout can be switched on and off and is adjustable to any position between maximum reach and full lifting height.  
**Tilt function:** The valve has three functions including rollback, hold and dump. Inductive/magnetic automatic tilt can be adjusted to the desired bucket angle.  
**Cylinders:** Double-acting cylinders for all functions.  
**Filter:** Full flow filtration through 10 micron (absolute) filter cartridge.

Working pressure maximum, pump 1 for working hydraulic system	MPa	29.0 ± 0.5
Flow	l/min	252
at	MPa	10
engine speed	r/min	1 900
Working pressure maximum, pump 2 for steering-, brake-, pilot- and working hydraulic system	MPa	31.0 ± 0.5
Flow	l/min	202
at	MPa	10
engine speed	r/min	1 900
Working pressure maximum, pump 3 for brake- and cooling fan system	MPa	25.0 ± 0.5
Flow	l/min	83
at	MPa	10
engine speed	r/min	1 900
Pilot system, working pressure	MPa	3.2 - 4.0
Cycle times		
Lift	s	7.1
Tilt	s	1.9
Lower, empty	s	4.1
Total cycle time	s	13.1

## Lift Arm System

Z-bar		
Lift cylinders		2
Cylinder bore	mm	190
Piston rod diameter	mm	110
Stroke	mm	873
Tilt cylinder		1
Cylinder bore	mm	220
Piston rod diameter	mm	120
Stroke	mm	570

## Brake system

**Service brake:** Volvo dual-circuit system with nitrogen-charged accumulators. Outboard-mounted fully hydraulic operated, fully sealed oil circulation-cooled wet disc brakes. The operator can select automatic declutch of the transmission when braking by a switch on the instrument panel.  
**Parking brake:** Dry disc brake. Applied by spring force, electro-hydraulic release with a switch on the instrument panel.  
**Secondary brake:** Dual brake circuits with rechargeable accumulators. One circuit or the parking brake fulfills all safety requirements.  
**Standard:** The brake system complies with the requirements of ISO 3450.

Number of brake discs per wheel front/rear	2 - 1
Number of brake discs per wheel front	2
Number of brake discs per wheel	1
Accumulators	2 x 1.0 + 1 x 0.5
Accumulators for parking brake	1 x 0.5

## Cab

**Instrumentation:** All important information is centrally located in the operator's field of vision. Display for Contronic monitoring system.  
**Heater and defroster:** Heater coil with filtered fresh air and fan with auto and 11 speeds. Defroster vents for all window areas.  
**Operator's seat:** Operator's seat with adjustable suspension and retractable seatbelt. The seat is mounted on a bracket on the rear cab wall and floor. The forces from the retractable seatbelt are absorbed by the seat rails.  
**Standard:** The cab is tested and approved according to ROPS (ISO 3471), FOPS (ISO 3449). The cab meets with requirements according to ISO 6055 (Operator overhead protection - Industrial trucks) and SAE J386 ("Operator Restraint System"). Refrigerant of the type R134a is used when this machine is equipped with air conditioning. Contains fluorinated greenhouse gas R134a, Global Warming Potential 1.430 t CO<sub>2</sub>-eq

Ventilation	m <sup>3</sup> /min	9
Heating capacity	kW	16
Air conditioning (optional)	kW	7.5

## Sound Level

Sound pressure level in cab according to ISO 6396		
L <sub>pA</sub>	dB	70
External sound level according to ISO 6395 and EU Noise Directive 2000/14/EC		
L <sub>WA</sub>	dB	109



# Specifications

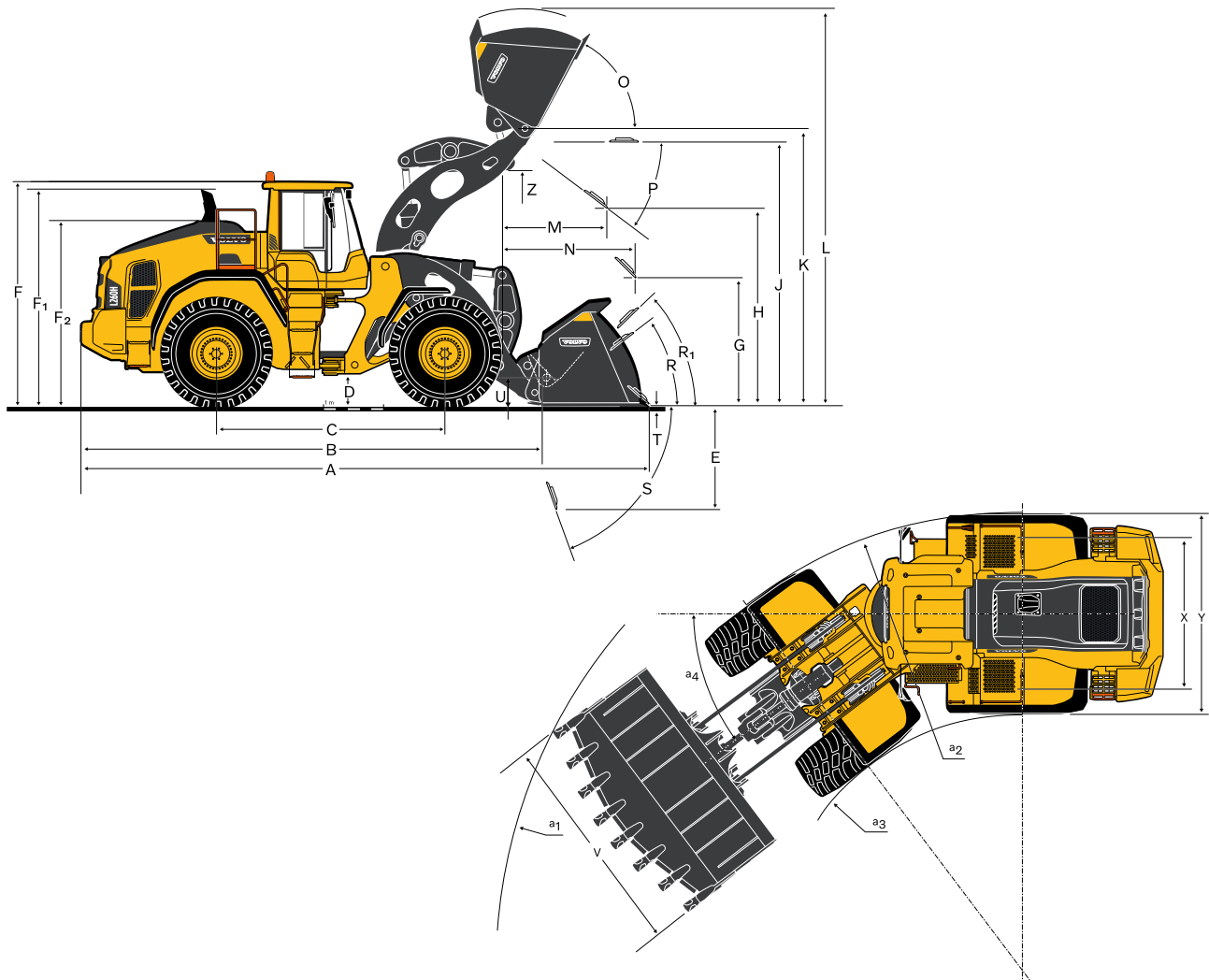
Tires L260H: 29.5 R25 L4

			Standard boom	Long boom
A	mm		9 670	9 974
B	mm		7 590	7 860
C	mm		3 800	3 800
D	mm		520	529
E	mm		1 910	1 997
F	mm		3 720	3 726
F <sub>1</sub>	mm		3 610	3 621
F <sub>2</sub>	mm		2 870	2 883
G	mm		2 133	2 133
H	mm		3 090	3 408
J	mm		4 320	4 683
K	mm		4 620	4 989
L	mm		6 450	6 816
M	mm		1 810	1 733
N	mm		2 390	2 668
O	°		62	57
Forward dump at K and M	°		43	45
P	°		43	47
R	°		42	44
R <sub>1</sub>	°		48	51
S	°		75	81
Grading angle	°		42	46
T	mm		156	214
U*	mm		560	650
V	mm		3 580	3 580
X	mm		2 400	2 400
Y	mm		3 160	3 160
Z	mm		3 840	3 848
a <sub>1</sub>	mm		16 370	16 597
a <sub>2</sub>	mm		7 260	7 259
a <sub>3</sub>	mm		4 100	4 099
a <sub>4</sub>	°		37	37











\* Carry position SAE

Bucket: 6.4 m<sup>3</sup> STE P T SEG

Where applicable, specifications and dimensions are according to ISO 7131, SAE J732, ISO 7546, SAE J742, ISO 14397, SAE J818.



**L260H**

		REHANDLING (7)			GENERAL PURPOSE (5)		ROCK (6)			SAND (4)	LONG BOOM (2)
											
		6.9 m³ STE P BOE	7.3 m³ STE P BOE FF (1)	7.3 m³ STE P BOE	6.4 m³ STE P T SEG	6.8 m³ STE P T SEG	5.5 m³ STE RO P T SEG	5.9 m³ STE RO P T SEG	6.5 m³ SPN P T SEG	6.8 m³ STE P BOE FF (1)	5.5 m³ STE RO P T SEG
Volume, heaped ISO/SAE	m³	6.9	7.3	7.3	6.4	6.8	5.5	5.9	6.5	6.8	5.5
Volume at 110% fill factor	m³	7.6	8	8	7	7.5	6.1	6.5	7.2	7.5	6.1
Static tipping load, straight	kg	27 550	27 610	27 330	25 830	25 640	26 980	27 050	26 020	25 180	-3 300
at 35° turn	kg	24 440	24 490	24 210	22 890	22 710	23 980	24 040	23 020	22 330	-3 010
at full turn	kg	24 090	24 130	23 850	22 560	22 370	23 630	23 700	22 680	22 000	-2 970
Breakout force	kN	290.0	284.1	283.2	302.6	299.6	335.9	325.2	256.1	272.0	-29.5
A	mm	9 430	9 440	9 470	9 670	9 690	9 470	9 530	9 960	9 520	+320
E	mm	1 690	1 710	1 730	1 910	1 920	1 710	1 760	2 160	1 790	+100
H (3)	mm	3 250	3 260	3 230	3 090	3 070	3 250	3 200	2 920	3 200	+300
L	mm	6 590	6 630	6 640	6 450	6 480	6 680	6 760	6 830	6 520	+350
M (3)	mm	1 670	1 720	1 700	1 810	1 820	1 680	1 700	2 020	1 790	-90
N (3)	mm	2 330	2 230	2 350	2 390	2 400	2 320	2 340	2 520	2 270	+270
V	mm	3 580	3 650	3 650	3 580	3 650	3 580	3 580	3 580	3 650	0
a <sub>1</sub> clearance circle	mm	16 240	16 300	16 320	16 370	16 440	16 270	16 300	16 550	16 340	+220
Operating weight	kg	34 030	33 990	34 170	33 240	33 360	34 630	34 560	35 190	33 050	+480

(1) Flat floor bucket

(2) Measured with 5.5 m³ STE RO P T SEG bucket

(3) Measured to the tip of the bucket teeth or bolt-on edge. Dump height to bucket edge measured at 45° dump angle. (Spade nose buckets at 42°.)

(4) Measured with 29.5 R25 L3 tire

(5) Measured with 29.5 R25 L4 tire

(6) Measured with 29.5 R25 L5 tire

(7) Measured with 29.5 R25 L4 tire and additional counterweight


Note: This only applies to genuine Volvo attachments.

**Bucket Selection Chart**

The volume handled varies with the bucket fill and is often greater than indicated by the bucket's ISO/SAE volume. The table shows optimum bucket choice with regard to the material density.

Material	Bucket fill, %	Material density, t/m³
Earth	110 - 115	1.4 - 1.6
Clay	110 - 120	1.4 - 1.6
Sand	100 - 110	1.6 - 1.9
Gravel	100 - 110	1.7 - 1.9
Rock	75 - 100	1.5 - 1.9

The size of rock buckets is optimized for optimal penetration and filling capability rather than the density of the material.


**Supplemental Operating Data**

Tires 29.5 R25 L4		Standard boom		Long boom	
		29.5 R25 L5	875/65R29 L3	29.5 R25 L5	875/65R29 L3
Width over tires	mm	+50	+100	+50	+100
Ground clearance	mm	+30	+10	+20	0
Tipping load, full turn	kg	+960	+240	-2 120	-2 770
Operating weight	kg	+1 280	+440	+1 760	+920

# Equipment

STANDARD EQUIPMENT
<b>Engine</b>
Exhaust after-treatment system
Three-stage air cleaner, pre-cleaner, primary and secondary filter
Indicator for coolant level
Preheating of induction air
Fuel pre-filter with water trap
Fuel filter
Crankcase breather oil trap
Exterior radiator air intake protection
<b>Drivetrain</b>
Automatic Power Shift
Fully automatic gearshifting, 1-4
PWM-controlled gearshifting
Forward and reverse switch by hydraulic lever console
Rimpull control
Indicator glass for transmission oil level
Differentials: Front, 100% hydraulic diff lock. Rear, conventional.
OptiShift transmission with Lock-up RBB
Lock-up first gear
<b>Electrical System</b>
24 V, pre-wired for optional accessories
Alternator 24V/80A/2280W
Battery disconnect switch
Fuel gauge
Hour meter
Electric horn
Instrument cluster:
Fuel level
Diesel Exhaust Fluid/AdBlue level
Transmission temperature
Coolant temperature
Instrument lighting
Lighting:
Twin halogen front headlights with high and low beams
Parking lights
Double brake and tail lights
Turn signals with flashing hazard light function
Halogen work lights (2 front and 2 rear)

STANDARD EQUIPMENT
<b>Contronic monitoring system</b>
Monitoring and logging of machine data
Contronic display
Fuel consumption
Diesel Exhaust Fluid/AdBlue, empty
Ambient temperature
Clock
Test function for warning and indicator lights
Brake test
Test function, sound level at max fan speed
Warning and indicator lights:
Battery charging
Parking brake
Warning and display message:
Regeneration
Engine coolant temperature
Engine oil temperature
Engine oil pressure
Transmission oil temperature
Transmission oil pressure
Hydraulic oil temperature
Brake pressure
Parking brake applied
Brake charging
Overspeed at direction change
Axle oil temperature
Steering pressure
Crankcase pressure
Attachment lock open
Safety Belt Warning
Level warnings:
Fuel level
Diesel Exhaust Fluid/AdBlue level
Engine oil level
Engine coolant level
Hydraulic oil level
Washer fluid level
Engine torque reduction in case of malfunction indication:
High engine coolant temperature
High engine oil temperature
Low engine oil pressure
High crankcase pressure
High charge-air temperature
Engine speed reduced in case of malfunction indication:
High transmission oil temperature
Slip in transmission clutches
Keypad, background lit
Start interlock when gear is engaged



STANDARD EQUIPMENT
<b>Hydraulic system</b>
Main valve, double acting 2-spool with hydraulic pilots
Variable displacement axial piston pumps (3) for:
1 Working hydraulics, Pilot hydraulics and Brake system
2 Working hydraulics, Pilot hydraulics, Steering and Brake system
3 Cooling fan and Brake system
Electro-hydraulic servo controls
Electronic hydraulic lever lock
Automatic boom kick-out
Automatic bucket positioner
Double-acting hydraulic cylinders
Indicator glass for hydraulic oil level
Hydraulic oil cooler
<b>Brake system</b>
Dual brake circuits
Dual brake pedals
Secondary brake system
Parking brake, electro-hydraulic
Brake wear indicators
<b>Cab</b>
ROPS (ISO 3471), FOPS (ISO 3449)
Single key kit door/start
Acoustic inner lining
Cigarette lighter, 24 V power outlet
Lockable door
Cab heating with fresh air inlet and defroster
Fresh air inlet with two filters
Automatic heat control
Floor mat
Dual interior lights
Interior rear-view mirrors
Dual exterior rear-view mirrors
Sliding window, right side
Tinted windshield glass
Retractable seatbelt (SAE J386)
Adjustable steering wheel
Storage compartment
Document pocket
Sun visor
Beverage holder
Windshield washer front and rear
Windshield wipers front and rear
Interval function for front and rear wipers

STANDARD EQUIPMENT
<b>Service and maintenance</b>
Engine oil remote drain and fill
Transmission oil remote drain and fill
Lubrication manifolds, ground accessible
Pressure check connections: transmission and hydraulic, quick-connects
Quick-fit hydraulic oil fill
Tool box, lockable
<b>External equipment</b>
Orange hand rails
Fenders, front and rear
Viscous cab mounts
Rubber engine and transmission mounts
Frame, joint lock
Vandalism lock prepared for
Engine compartment
Radiator grille
Lifting eyes
Tie-down eyes
Fabricated counterweight
Counterweight, pre-drilled for optional guards

# Equipment

OPTIONAL EQUIPMENT
<b>Engine</b>
Air pre-cleaner, cyclone type
Air pre-cleaner, oil-bath type
Air pre-cleaner, turbo type
Engine auto shutdown
Engine delayed shutdown
Engine block heater 230V/110V
Fuel fill strainer
Fuel heater
Fuel filter, extra
Hand throttle control
Max. fan speed, hot climate
Radiator, corrosion-protected
Reversible cooling fan
Reversible cooling fan and axle oil cooler
<b>Tires</b>
29.5 R25
875/65 R29
<b>Drivetrain</b>
Diff lock front 100%, Limited Slip rear
Speed limiter
Wheel/axle seal guards
<b>Electrical System</b>
Anti-theft device
Battery disconnect switch, additional in cab
Emergency stop
Locking device, Tag out Lock out
Headlights, assym. left
License plate holder, lighting
Rear view mirrors, el.adjusted and heated
Reduced function working lights, reverse gear activated
Reverse alarm, audible
Reverse alarm, white noise
Reverse warning light, strobe lighting
Seatbelt indicator, external
Shortened headlight support brackets
Side marker lamps
Warning beacon LED
Warning beacon LED automatic
Light options: LED Economy package LED Feature Package LED Power Package LED Working light attachment Halogen Economy package Halogen Feature package Halogen Power package Halogen Working light attachment
Electrical distribution unit 24 volt
Alternator 120 amp, heavy-duty
Radar detect system
Forward camera
Parking brake alarm, audible for air susp seats
Jump start connector, NATO-Type
Seatbelt indicator, external
Max Boom height
Can Bus Interface
Delayed Engine Shutdown
Co Pilot: Rearview camera OnBoard Weighing Tire pressure monitoring
MAPS, map function in Co Pilot

OPTIONAL EQUIPMENT
<b>Hydraulic system</b>
Boom suspension system
Boom cylinder hose and tube guards
Hydraulic fluid, biodegradable, Volvo
Hydraulic fluid, fire-resistant
Hydraulic fluid, for hot climate
Mineral oil for cold climate
Hydraulic 3rd function
Single lever control, hydraulics 2 functions
Single lever control, hydraulics 3 functions
<b>Brake system</b>
Oil cooler and filter front & rear axle
<b>Cab</b>
Anchorage for Operator's manual
Automatic Climate Control, ACC
ACC control panel, with Fahrenheit scale
Asbestos dust protection filter
Ashtray
Cab air pre-cleaner, cyclone type
Carbon filter
Cover plate, under cab
Lunch box holder
Volvo Armrest, operator's seat, left
Operator's seat, Volvo air susp, heavy-duty, high back, heated
Operator's seat, (air seat std) 2-point seat belt
Operator's seat, (air seat std) 3-point seat belt
Operator's seat, Premium Comfort ISRI
Operator's seat, Premium Comfort ISRI 3-point seat belt
Radio installation kit incl. 12 volt outlet, left side
Radio installation kit incl. 12 volt outlet, right side
Radio (with AUX, Bluetooth and USB connection)
DAB Radio
Subwoofer
Steering wheel knob
Sun blinds, rear windows
Sun blinds, side windows
Timer cab heating
Window, sliding, door
Universal door/ignition key
Remote door opener
Forward view mirror
Cab heater power outlet 240V
Cab, Hot applications. Roof, steel
Fire extinguisher cab
Outside steel protection cab
Rear view mirrors long arm, cab
Reinforced windshield, flat
<b>Service and maintenance</b>
Automatic lubrication system
Cleaner kit, with air blow gun
Oil sampling valve
Quick engine oil change
Refill pump for grease to lube system
Tool kit
Wheel nut wrench kit
CareTrack, GSM, GSM/Satellite
Telematics, Subscription

OPTIONAL EQUIPMENT
<b>Protective equipment</b>
Belly guard front
Belly guard rear
Belly guard rear, oil pan
Center hinge and rear frame guard
Cover plate, heavy-duty, front frame
Cover plate, rear frame
Cab roof, heavy-duty
Guards for front headlights
Guards for radiator grill
Guards for tail lights
Windows, side and rear guards
Windshield guard
Corrosion protection, painting of machine
Option for machines without dinitrol
<b>External equipment</b>
Cab ladder, rubber-suspended
Handles on counterweight
Deleted front mudguards
Fire suppression system
Fire extinguisher
Fire extinguisher , two pieces
Mudguards, full cover, front and rear
Mudguards, full cover wideners and prot. Included
Long boom
Tow hitch

OPTIONAL EQUIPMENT
<b>Other equipment</b>
CE-marking
Comfort Drive Control (CDC)
Counterweight, re-handling
Counterweight, signal painted, chevrons
Secondary steering with automatic test function
Sound decal, EU
Sound decal, USA
Reflecting stickers (decals), machine contour
Reflecting stickers (stripes), machine contour Cab
Noise reduction kit, exterior
<b>Attachments</b>
<b>Buckets:</b>
Rock straight or spade nose
<b>General purpose</b>
Re-handling
Side-dump
Light material
<b>Wear parts:</b>
Bolt-on and weld-on bucket teeth
<b>Segments</b>
Cutting edge in three sections, bolt-on
Material handling arm

## SELECTION OF VOLVO OPTIONAL EQUIPMENT

Wide tires



Central lubrication system



Seat and control options



Rehandling package



Radar detect system



Long boom



Not all products are available in all markets. Under our policy of continuous improvement, we reserve the right to change specifications and design without prior notice. The illustrations do not necessarily show the standard version of the machine.



**V O L V O**